



SECRETS OF TRADERS

The Secrets of an

# Electronic Futures Trader

## Legal Notices:

While all attempts have been made to verify the information provided in this book, neither the author, Larry Levin, nor the Publisher assume any responsibility for errors, inaccuracies or omissions. Any slights of people or organizations are unintentional.

No claims are being made by Larry Levin that the trading methods shown here will result in profits and will not result in losses. Commodity trading, and futures trading, in general, may not be suitable for all recipients of this publication.

All strategies, techniques, and concepts contained in this manual should not be construed as an offer to buy or sell commodities or futures. The ideas contained in this manual are not guaranteed to produce profits. Each trader is responsible for his or her own actions. Your purchase of this manual constitutes your agreement to this disclaimer and exempts the author, Larry Levin, and Secrets of Traders LLC from any liability or litigation.

**© 2007 Secrets of Traders**

ALL RIGHTS RESERVED. No part of this book may be reproduced or transmitted in any form or by any means, electronic or mechanical, including photocopying, recording or by any informational storage or retrieval system without express written permission from the publisher Secrets of Traders LLC.

# What Every Investor Needs to Know About Chicago Mercantile Exchange S&P Floor Trader Larry Levin

**Larry Levin** is the Founder & President of **Secrets of Traders**- a commodity trading educational firm dedicated to helping traders succeed in the futures markets.

Larry trades the S&P 500 at the Chicago Mercantile Exchange, the world's largest and most diverse financial exchange. Larry has been trading his own account or company's proprietary accounts since 1993, trading an average of 2500-3000 E-mini S&P contracts a day.

He has been in and around the S&P 500 futures pit at the CME for almost 20 years, where he started as a runner for Lind-Waldock. Larry moved up through the ranks from runner to phone clerk to desk manager of the S&P desk. He began trading his own account in 1994.

In 1998 he formed Trading Advantage, a publishing company enabling him to distribute his self-authored trading course, *The Secrets of Floor Traders*. In 2000 he sold the rights to the course *Secrets of Floor Traders* to *Secrets of Traders, LLC* to market his products for him. This transaction has allowed him to trade for a living full time while continuing to distribute his message. He recently developed his newest trading course, *'The Secrets of an Electronic Futures Trader'*; designed to give the electronic futures trader the competitive edge needed to succeed.

Larry's lifelong vision is teaching people to learn how to trade *the right way*.

**Contact Secrets of Traders at**

**Email: [info@secretsoftraders.com](mailto:info@secretsoftraders.com)**


**Phone Number Local: 312.454.3047 or Toll free: 888.755.3846**

**SEE BELOW For Larry's Personal Trading Statements & a Powerful FREE Trading Technique you can start using today....**

**Statement from President of Hammer Trading**  
**(Larry Levin's clearing firm at the Chicago Mercantile Exchange:**

May 3, 2006

The enclosed trading statements are in fact Larry Levin's personal trading statements from the Chicago Mercantile Exchange. I have reviewed them for accuracy and completeness.



*Nancy Stubenrauch*  
President - Hammer Div.  
5/4/06



**Signature from  
President  
Of Hammer Trading,  
(Division of Mann  
Financial)  
Nancy Stubenrauch,  
Verifying Trading  
Statements**



# Monthly Statement

50 West Jackson Boulevard, Suite 1300

Chicago, Illinois 60661 (312) 788-2000

CHECKS MUST ONLY BE MADE  
PAYABLE TO MAN FINANCIAL INC.

COURTESY OF  
HAMMER TRADING GROUP

ACCOUNT NUMBER: LLC HMKT HLIV4  
BASE CURRENCY: USD  
STATEMENT DATE: DEC 30, 2005  
REL A/C: HKD01

LARRY LEVIN



PAGE 1

	** U.S. DOLLARS-REG **	** BASE CURR VALUE **
BEGINNING BALANCE	210,887.04	210,887.04
MONTH'S ACTIVITY	0.00	0.00
ENDING BALANCE	210,887.04	210,887.04
OPEN TRADE EQUITY	0.00	0.00
LME DISCOUNT	0.00	0.00
TOTAL EQUITY	210,887.04	210,887.04
LONG MARKET VALUE OF OPTIONS	0.00	0.00
SHORT MARKET VALUE OF OPTIONS	0.00	0.00
NET MARKET VALUE OF OPTIONS	0.00	0.00
MKT VALUE OF SECURITIES ON DEP	0.00	0.00
ACCOUNT VALUE AT MARKET	210,887.04	210,887.04
INITIAL MARGIN REQUIREMENT	0.00	0.00
MAINTENANCE MARGIN REQUIREMENT	0.00	0.00
MARGIN EXCESS	210,887.04	210,887.04
MARGIN DEFICIT	0.00	0.00
CASH EXCESS	210,887.04	210,887.04
CONVERSION RATE TO BASE CUR:USD	1.00000000	1.00000000
ACT VALUE IF CONVERTED TO BASE	210,887.04	210,887.04
NET FUTURES PROFIT/LOSS USD-REG	*** CURRENT MONTH *** 0.00	*** YEAR-TO-DATE *** 229,874.54

229,874.54

**2005 Trading Profits**  
**\$229,874.54**

Any discrepancies, differences or objections should be immediately reported to your Broker. The failure to exercise your right to report any differences, in accordance with the terms of your Customer Agreement, will be deemed your agreement that this statement is correct and ratified. In the event that you are unable to resolve the difference with your broker, you may contact Refco Client Services at: Phone: 312-788-2300, Fax: 312-756-3778, E-Mail for Trade Correction: corrections@refco.com, E-Mail for all other issues: clientservices@refco.com or Refco Compliance at: Phone: 312-788-2050, Fax: 312-788-2055 or E-Mail: refcocompliance@refco.com.



# Monthly Statement


550 West Jackson Boulevard, Suite 1300

Chicago, Illinois 60661 (312) 788-2000

CHECKS MUST ONLY BE MADE  
PAYABLE TO REFCO, LLC.

COURTESY OF  
HAMMER TRADING GROUP

LARRY LEVIN  
HAMMER TRADING LLC



ACCOUNT NUMBER: LLC HMLI HLIV4  
BASE CURRENCY: USD  
STATEMENT DATE: DEC 31, 2004  
REL ACC: HKD01

PAGE 3

	** U.S. DOLLARS-REG **	** BASE CURR VALUE **
BEGINNING BALANCE	131,009.61	131,009.61
MONTH'S ACTIVITY	34,877.97	34,877.97
ENDING BALANCE	165,887.58	165,887.58
OPEN TRADE EQUITY	0.00	0.00
LME DISCOUNT	0.00	0.00
TOTAL EQUITY	165,887.58	165,887.58
LONG MARKET VALUE OF OPTIONS	0.00	0.00
SHORT MARKET VALUE OF OPTIONS	0.00	0.00
NET MARKET VALUE OF OPTIONS	0.00	0.00
MKT VALUE OF SECURITIES ON DEP	0.00	0.00
ACCOUNT VALUE AT MARKET	165,887.58	165,887.58
INITIAL MARGIN REQUIREMENT	0.00	0.00
MAINTENANCE MARGIN REQUIREMENT	0.00	0.00
EXCESS EQUITY	165,887.58	165,887.58
MARGIN DEFICIT	0.00	0.00
CONVERSION RATE TO BASE CUR:USD	1.00000000	1.00000000
ACT VALUE IF CONVERTED TO BASE	165,887.58	165,887.58
	*** CURRENT MONTH ***	*** YEAR-TO-DATE ***
NET FUTURES PROFIT/LOSS USD-REG	38,527.97	186,804.08

**2004 Trading Profits \$186,804.08**

Any discrepancies, differences or objections should be immediately reported to your Broker. The failure to exercise your right to report any differences, in accordance with the terms of your Customer Agreement, will be deemed your agreement that this statement is correct and ratified. In the event that you are unable to resolve the difference with your broker, you may contact Refco at (312) 788-2000. Fax: (312) 756-3779. E-Mail for Trade Complaints: [complaints@refco.com](mailto:complaints@refco.com). E-Mail for all other issues: [clientservices@refco.com](mailto:clientservices@refco.com) or Refco Compliance at: [compliance@refco.com](mailto:compliance@refco.com)

**LFG Division of Refco, Inc.**

Suite 2400  
233 S. Wacker Drive  
Chicago, Illinois 60606  
312/441-6000

ACCOUNT NUMBER: C 245 KTL1 K4H26

STATEMENT DATE: DEC 31, 2003

LARRY LEVIN

LOUNGE  
LTV JOINT

PAGE 3

PLEASE CAREFULLY REVIEW ALL TRANSACTIONS ON THIS STATEMENT AND READ THE NOTICE ON THE REVERSE SIDE

DATE	AT	LONG/BUY	SHORT/SELL	DESCRIPTION	EX	PRICE/LEGND	DEBIT	CREDIT
12/30/3	F1	610	610	MAR 04 EMINI S&P 500	E	FEE/COMM US	317.20	
12/30/3	F1	103	103	MAR 04 IMM S&P 500	E	P&L US	150.00	
12/30/3	F1	71	103	MAR 04 IMM S&P 500	E	FEE/COMM US	100.80	
12/31/3	F1	2,195	2,195	MAR 04 EMINI S&P 500	E	P&L US	84,712.50	
12/31/3	F1	1,375	2,195	MAR 04 EMINI S&P 500	E	FEE/COMM US	928.20	
12/31/3	F1	453	453	MAR 04 IMM S&P 500	E	P&L US		86,025.00
12/31/3	F1			B10 110800-820		ADJUSTMENT US	500.00	
12/31/3	F1			S4 110820-800		ADJUSTMENT US	200.00	
12/31/3	F1	453	289	MAR 04 IMM S&P 500	E	FEE/COMM US	333.90	
				** US DOLLAR **				
BEGINNING BALANCE				575,770.38				
THIS MONTH'S ACTIVITY				42,779.78				
ENDING BALANCE				618,550.16				
NET FUTURES P&L				42,779.78				
ACCOUNT VALUE AT MARKET				618,550.16				
CONVERTED MARKET VALUE				618,550.16				
				*** CURRENT MONTH ***	*** YEAR-TO-DATE ***			
FUTURES P&L				US 42,779.78	621,360.16			

**2003 Trading Profits \$621,360.16**

PLEASE PRINT OR TYPE CLEARLY

Suite 2400  
233 S. Wacker Drive  
Chicago, Illinois 60606  
312/441-6000

ACCOUNT NUMBER: C 245 RT LIV K4H26

STATEMENT DATE: DEC 31, 2002

LARRY LEVIN



LOUNGE  
LIV JOINT

PAGE 3

PLEASE CAREFULLY REVIEW ALL TRANSACTIONS ON THIS STATEMENT AND READ THE NOTICE ON THE REVERSE SIDE

DATE	AT	LONG/BUY	SHORT/SELL	DESCRIPTION	EX	PRICE/LEGND	DEBIT	CREDIT
12/31/2	F1			CK# 64345(ERROR) CHECK ISSUED		CK ISSD US	4,000.00	
				** US DOLLAR **				
				BEGINNING BALANCE			807,255.96	
				THIS MONTH'S ACTIVITY			48,131.08	
				ENDING BALANCE			855,387.04	
				NET FUTURES P&L			53,792.08	
				ACCOUNT VALUE AT MARKET			855,387.04	
				CONVERTED MARKET VALUE			855,387.04	
				*** CURRENT MONTH ***				
				*** YEAR-TO-DATE ***				
				FUTURES P&L	US		53,792.08	862,298.04

**2002 Trading Profits**  
**\$862,298.04**

RETAIN FOR TAX RECORDS

PLEASE REPORT ANY DIFFERENCES IMMEDIATELY. THE FAILURE TO IMMEDIATELY EXERCISE YOUR RIGHT TO HAVE ERRORS CORRECTED WILL BE DEEMED YOUR AGREEMENT THAT THIS STATEMENT IS CORRECT AND RATIFIED.

# Larry's Most Powerful Low Risk Trading Technique

## One-Time Framing

One-time framing allows you to know when the market is in a short-term trend, either up or down. It will constantly help you determine which direction the market is trending and will help you decide where to put on a position (low risk in most cases) in the direction of that short-term trend.

One-time framing will also tell you where your stop order has to be or, in other words, where the market will stop trending, and it will tell you when you shouldn't be in the trade anymore, because the trend is most likely over.

One of the best things about one-time framing is that it also tells you where to move (or trail) your stop order, which allows you to lock in profits when you've gotten in on the current short-term trend.

There are two kinds of one-time framing:

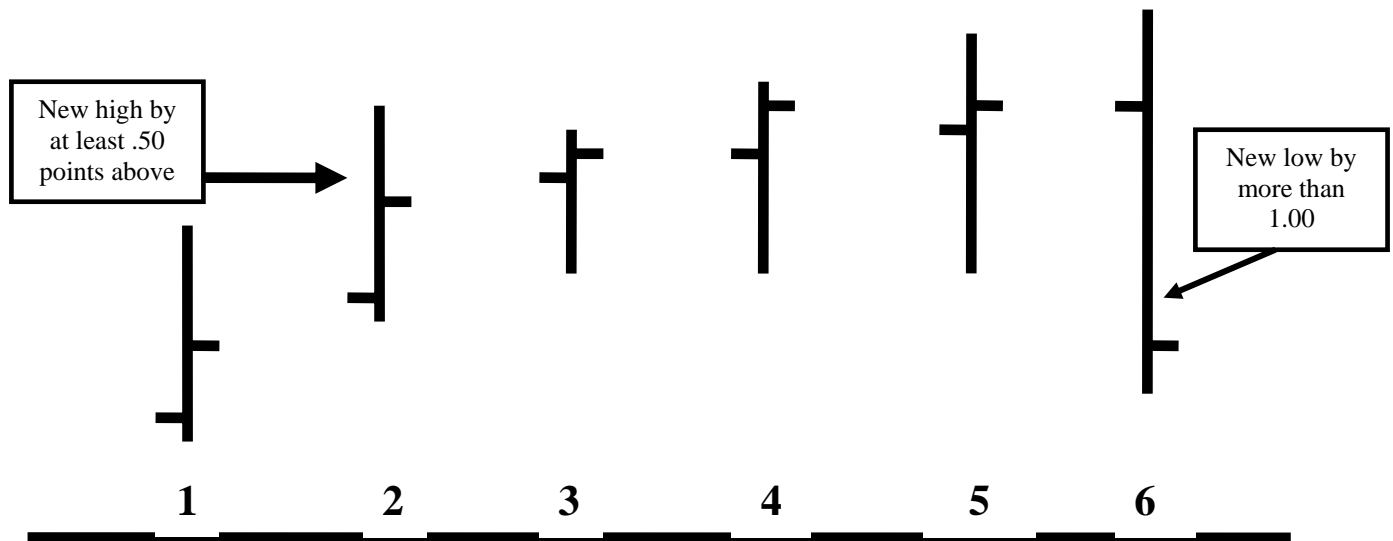
- 1) **One-Time Framing Up**: When the market is trending up.
- 2) **One-Time Framing Down**: When the market is trending down.

This can all be done with a simple 30-minute bar chart. You don't need anything else—no crazy technical indicators or weird algebraic calculations—making this a great technique for even the most novice trader. But many veteran traders also use the method on a daily basis, and have done so for many years, for one simple reason: It works! Now let's look at how.

### Important Note:

**These rules are written for trading "one-time framing" with the E-Mini S&P 500 futures. The rules for trading other markets are included at the end of the chapter. As with the other trading signals, I believe you should use the pit-traded contract for charting the market. So if you are trading the E-Mini S&P 500, you should use the chart for the pit-traded S&P 500 contract. If you are trading the E-Mini NASDAQ 100, you should use the chart for the pit-traded NASDAQ 100 contract.**

## One-Time Framing Up (Up-trending Market)



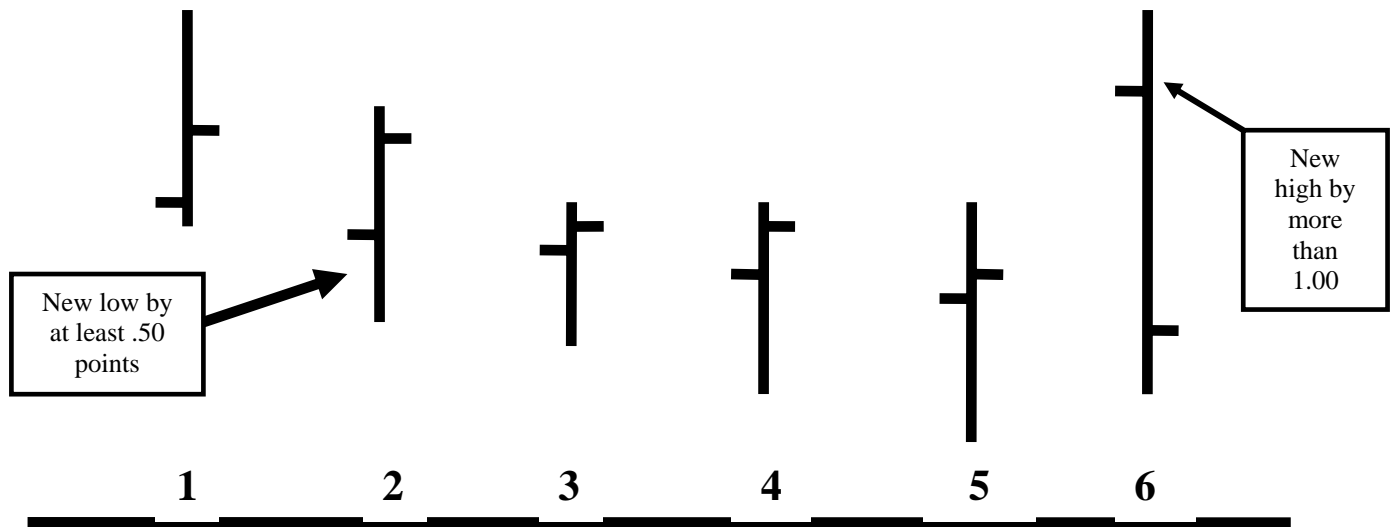
### Let's look at the rules for one-time framing up:

- 1) The first 30-minute bar opens and closes. Obviously, a high and low are established in that 30-minute bar.
- 2) The second 30-minute bar opens and makes a new high at least .50 points higher than the first 30-minute bar's high, and it doesn't make a new low. Now we have a chance of one-time framing up, but it's not for sure yet.
- 3) If the third 30-minute bar opens and the low does not get more than 1.00 point below the previous 30-minute bar's low, then we know we are one-time framing up, and I would look to get long as close to where the market will stop one-time framing up. (In other words, I will try to get long as close to the low of the previous 30-minute bar. See important definition below.) You'll want your sell stop more than 1.00 point below the previous 30-minute bar's low. **Important:** This bar does not have to make a new high to be one-time framing up!
- 4) The fourth 30-minute bar opens, and the low of this bar does not get more than 1.00 point below the previous 30-minute bar's low. The market is continuing to one-time frame up and the uptrend is continuing. And now I can move my sell stop up to 1.00 point below the low of the previous 30-minute bar to protect my profits. **Important:** This bar does not have to make a new high to be one-time framing up!
- 5) The fifth 30-minute bar opens, and the low of this bar does not get more than 1.00 point below the previous 30-minute bar's low. The market is continuing to one-time frame up, and the uptrend is continuing. And now I can move my sell stop up to 1.00 point below the low of the previous 30-minute bar to protect my profits.
- 6) The sixth 30-minute bar opens and finally gets more than 1.00 point below the previous 30-minute bar's low. The market has now stopped one-time framing up, and the uptrend is most likely over.

#### Important Definition

**Stop One-Time Framing Up:** when the market gets more than 1.00 points below the previous 30-minute bar's low. There is now a good chance the uptrend is over, and the market will become a two-way market. That does not mean you should immediately get short! It means that the market may begin to trade back and forth.

## One-Time Framing Down (Down-trending Market)



### Let's look at the rules for one-time framing down:

- 1) The first 30-minute bar opens and closes, so obviously a high and low are established in that 30-minute bar.
- 2) The second 30-minute bar opens, making a new low at least .50 points lower than the first 30-minute bar's low, and does not make a new high. Now we have a chance of one-time framing down, but it's not for sure yet.
- 3) The third 30-minute bar opens and doesn't get more than 1.00 point above the previous 30-minute bar's high, and we know we are one-time framing down. Look to get short as close to where the market will stop one-time framing up. (See important definition below.) You'll want your buy stop more than 1.00 point above the previous 30-minute bar's high. **Important:** This bar does not have to make a new low to be one-time framing down!
- 4) The fourth 30-minute bar opens, and the high of this bar does not get more than 1.00 point above the previous 30-minute bar's high. The market is continuing to one-time frame down, and the downtrend is continuing. And now I can move my buy stop down to 1.00 point above the high of the previous 30-minute bar to protect my profits. **Important:** This bar does not have to make a new low to be one-time framing down!
- 5) With each successive lower high on each 30-minute bar, I can continually move my buy stop down and protect my profits (always 1.00 point above the previous 30-minute bar's high).
- 6) The sixth 30-minute bar opens and finally gets more than 1.00 point above the previous 30-minute bar's high. The market has now stopped one-time framing down, and the downtrend is most likely over.

### **Important Definition**

**Stop One-Time Framing Down:** When the market gets more than 1.00 point above the previous 30-minute bar's high, there is now a good chance the downtrend is over. That does not mean you should immediately get long! It means that the market may begin to trade back and forth.

## **Some Important Things to Remember about One-Time Framing:**

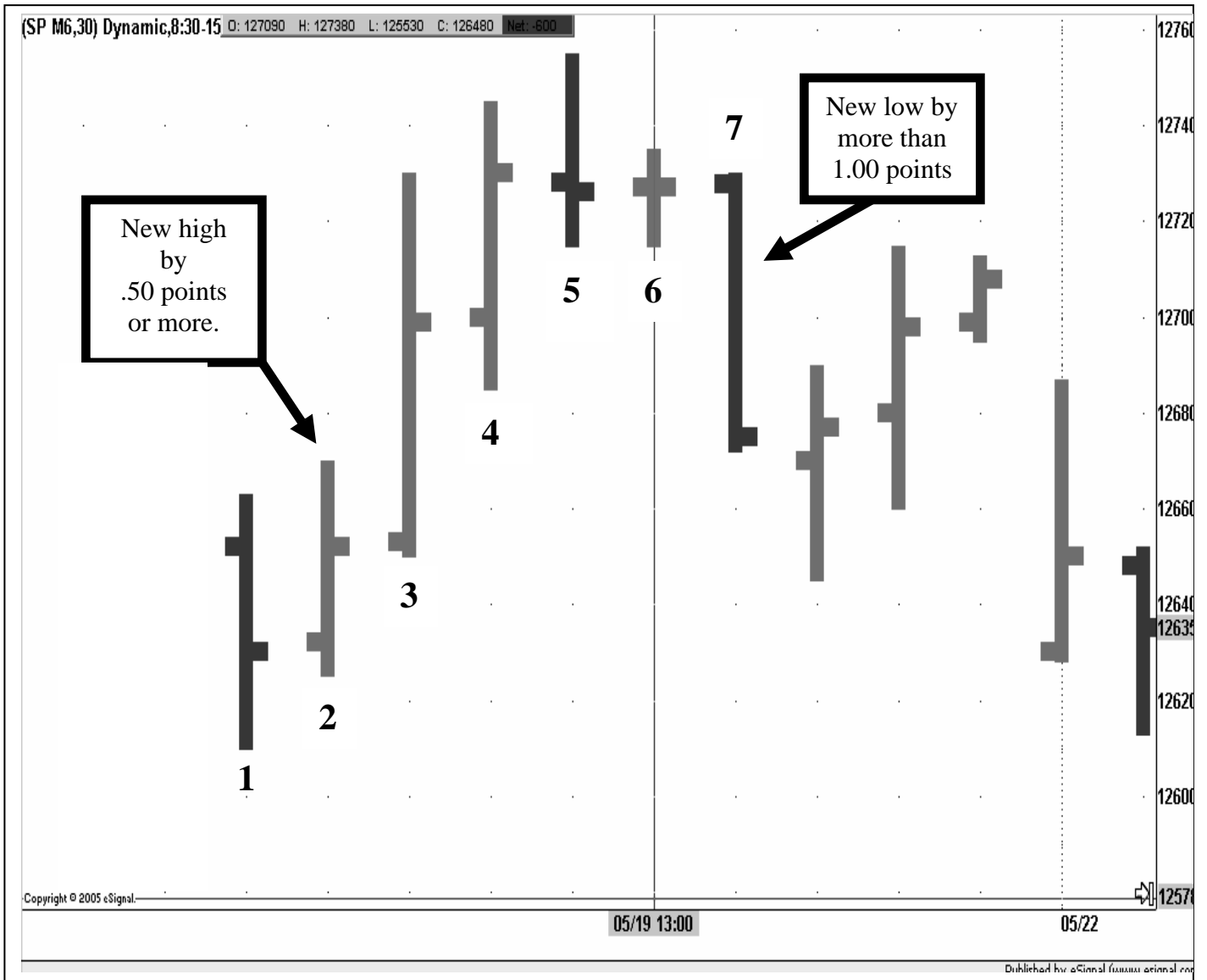
- 1) One-time framing should only be done using a 30-minute bar chart. In my opinion it doesn't work on any other time frame. This was originally a Market Profile technique, all of which are based on 30-minute bar charts.
- 2) When the market is one-time framing up, the best and lowest risk trades will be to get long as close to where the market will stop one-time framing up (see definition on previous page). The market will usually, at least once a day (when one-time framing up), give you a chance to get long very near where the market will stop one-time framing up. But sometimes in a very strong up-trending market, the market will not pull back very much, and then you'll have to decide if it's worth the risk to get long because your sell stop should be 1.00 point below the previous 30-minute bar's low. That is the technically correct place for the stop order, but you don't have to put it there if you want to take less risk. In my opinion, sometimes the risk is too big if the market doesn't get close to the previous 30-minute bar's low when the market is one-time framing up.
- 3) The opposite is of course true for one-time framing down. The best and lowest risk trades will be to get short as close to where the market will stop one-time framing down (see definition on previous page). The market will usually, at least once a day (when one-time framing down), give you a chance to get short very near where the market will stop one-time framing down. But sometimes in a very strong down trending market, the market will not pull back very much, and then you'll have to decide if it's worth the risk to get short because your buy stop should be 1.00 point above the previous 30-minute bar's high. That is the technically correct place for the stop order, but you don't have to put it there if you want to take less risk. In my opinion, sometimes the risk is too big if the market doesn't get close to the previous 30-minute bar's high when one-time framing down.
- 4) **Something that often confuses people about one-time framing:** When the market is one-time framing up, it doesn't have to make a new high each 30-minute bar to continue to one-time frame up, and for the uptrend to continue, it simply can't get below the previous 30-minute bar's low by more than 1.00 point. This shows that enough buying is coming into the market to prevent it from going down. And of course the opposite is true....
- 5) When the market is one-time framing down, it doesn't have to make a new low each 30-minute bar to continue to one-time frame down, and for the downtrend to continue, it simply can't get above the previous 30-minute bar's high by more than 1.00 point. This shows that enough selling is coming into the market to prevent it from going up.
- 6) Trailing your stop order: Use the previous 30-minute bar to know where to trail your stop order if you've gotten in on the trend. If the market is one-time framing up, you'll want your sell stop more than 1.00 point below the previous 30-minute bar's low. If the market is one-time framing down, you'll want your buy stop more than 1.00 point above the previous 30-minute bar's high.

7) Money Management: When trailing your stop order, there will be times when the market will give you a large profit, and because of the one-time framing technique, your stop order could be 2.00-3.00 points above (or below) where the market is currently trading. In these cases, using a money management stop is very important. In other words, if the previous 30-minute bar's high or low is 2.00-3.00 points away, that may not be the best place for the stop order. The market can often give you profits and then take them away very quickly. In these cases you'll want to trail your stop order much closer to where the market is currently trading. **You must protect your profits when you get them!**

8) The market can start one-time framing (up or down) from any 30-minute bar, as long as that bar is a swing high or a swing low. (See definition later in this chapter.)

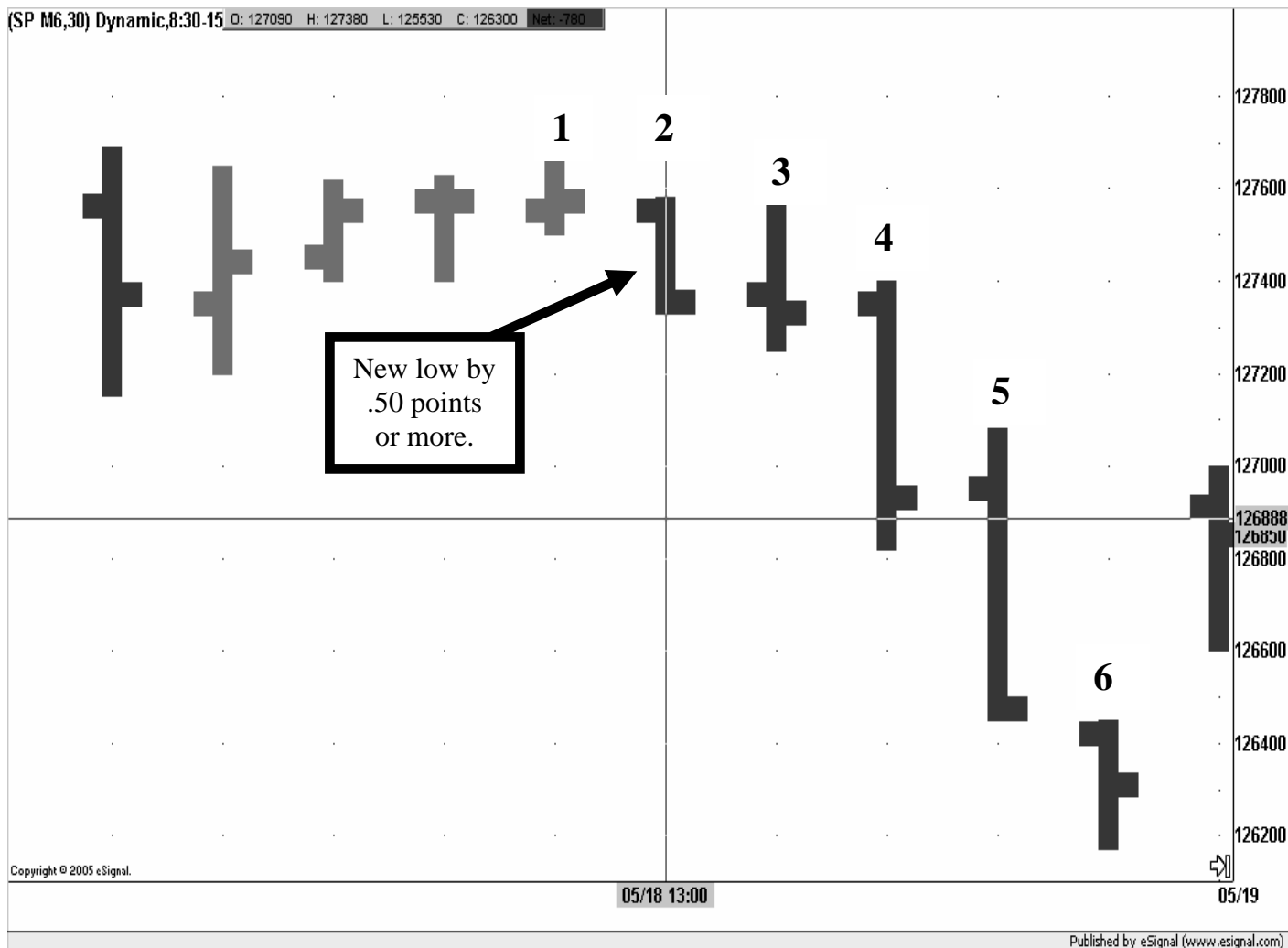
9) Always remember that if the risk is too big, don't do the trade. There will always be more trades to come!

**Let's look at some examples of one-time framing (SEE NEXT PAGE)...**



- 1) The first 30-minute bar opens, and the high and low are established. High: 1266.30 / Low: 1261.00
- 2) The second 30-minute bar opens and makes a new high by at least .50 points higher than the previous 30-minute bar, and the market doesn't make a new low. We now have a chance of one-time framing up, but it's not for sure yet. H: 1267.00 / L: 1262.50
- 3) The third 30-minute bar opens and doesn't make a new low by more than 1.00 point. We are now one-time framing up! H: 1273.00 / L: 1265.00
- 4-6) The market continues to one-time frame up in bars 4-6. Traders know that buying breaks to get long will be the best chance to profit as the uptrend continues.  
 4) H: 1274.50 / L: 1268.50      5) H: 1275.50 / L: 1271.50      6) H: 1273.50 / L: 1271.50
- 7) The market finally makes a new low by more than 1.00 point and stops one time framing up. Now we know the uptrend is over. H: 1273.00 / L: 1267.20

## One-Time Framing Up (S&P example from May 19, 2006)



- 1) The first 30-minute bar opens, and the high and low are established. High: 1276.80 / Low: 1275.00
- 2) The second 30-minute bar opens and makes a new low by at least .50 points more than the previous 30-minute bar, and the market doesn't make a new high. We now have a chance of one-time framing down, but it's not for sure yet.  
H: 1275.80 / L: 1273.30
- 3) The third 30-minute bar opens and doesn't make a new high by more than 1.00 point. We are now one-time framing down! H: 1275.80 / L: 1272.50
- 4-6) The market continues to one-time frame down in bars 4-6. Traders know that selling rallies to get short will be the best chance to profit as the downtrend continues.  
4) H: 1274.00 / L: 1268.20    5) H: 1270.80 / L: 1264.50    6) H: 1264.50 / L: 1261.70

The S&Ps finished the trading day in a downtrend and never stopped one-time framing down.

## One-Time Framing Down (S&P example from May 18, 2006)

## **Frequently Asked Questions about One-Time Framing:**

**Q.** Does one-time framing, either up or down, have to start with the first bar of the day, or can it start at any bar?

**A.** It can start at any bar as long as it's a swing high or a swing low (see example below) but you must remember that you need three 30-minute bars to confirm that you are one-time framing (either up or down). You can have an indication from the second 30-minute bar, but you don't know for sure until the third 30-minute bar has closed.

**Q.** How can one-time framing help me in my trading?

**A.** One-time framing is best used to help you sell rallies and buy breaks to get into profitable positions. With this technique, you have a good idea where the current trend will most likely end. Because of that, you can get into a trade with fairly low risk, by getting in the market close to where the trend will end. If the trend doesn't continue, you don't want to stay with the position.

**Q.** Do I have to use the technical stop (1.00 point above the high of the previous bar if I'm short, and 1.00 point below the low of the previous bar if I'm long)?

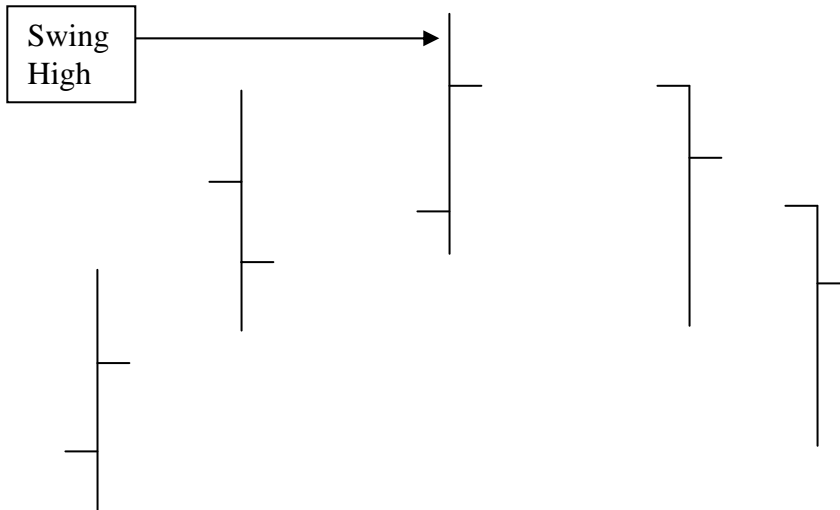
**A.** No, sometimes that stop will be much too far away and the risk excessive. You have two choices: 1) Don't take the trade; 2) Use a closer stop that is less risk, by using your support and resistance numbers to find a place to put a stop order.

**Q.** Is there a specific technique I can use to take advantage of one-time framing?

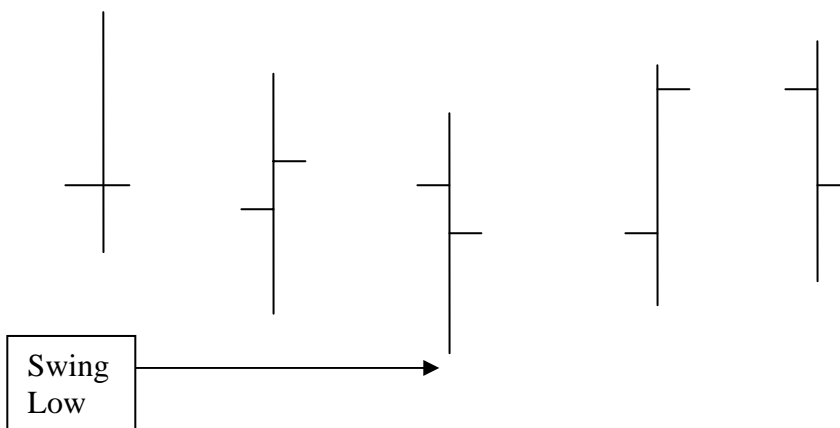
**A.** Many people have asked that very question. We've put together a specific technique, and it's discussed in the next chapter.

## Example of Swing High and Swing Low

Swing High: A swing high is the highest bar in a particular move.



Swing Low: A swing low is the lowest bar in a particular move.



## **Rules for other markets**

The following are the rules for trading the one-time framing technique with other markets besides the E-Mini S&Ps

### **S&P 500 - Rules for One-Time Framing**

The rules will be the same as for the E-Mini S&P 500.

### **NASDAQ 100 - Rules for One-Time Framing**

You'll want to use the same rules as the S&Ps, but you'll substitute .50 point in the S&Ps for 5.00 points in the NASDAQ 100 on the second 30-minute bar. In other words, if the second 30-minute bar makes a new high by at least 5.00 points, and doesn't make a new low, you then have a chance for one-time framing in the NASDAQ 100. If each successive 30-minute bar doesn't make a new low by 5.00 points, instead of 1.00 point in the S&Ps, then the NASDAQ 100 will continue to be in an uptrend.

### **E-Mini NASDAQ 100 - Rules for One-Time Framing Up**

The rules will be the same as for the NASDAQ 100.

### **T-Bonds & T-Notes - Rules for One-Time Framing**

The U.S. T-bonds and T-notes trade in 1.00-point increments. Therefore, you will use substitute 1.00 point (in the S&Ps) for five points (also known as ticks) in the T-Bonds and T-Notes on the second 30-minute bar. In other words, if the second 30-minute bar makes a new high by at least five ticks and doesn't make a new low, you then have a chance for one-time framing up in the T-bonds or T-notes.

# Are You Interested in Using Larry's Personal Trading Tools to Improve Your Trading?

Professional Trader Larry Levin offers intensive mentoring programs designed to teach you to become a better, more confident trader. These programs offer systematic training that includes (but is not limited to):

- **Secrets of an Electronic Futures Trader Manual**

This ultra-thick manual contains all of Larry's powerful trading tools that he has used successfully over his entire trading career. It will take you step by step through each of Larry's trades; which makes becoming a trader as easy as 1-2-3!

- **Virtual Trading Room Access**

Gain exclusive access into Larry's *secret world of trading* where you can see his trading tools in real market conditions. Larry will show you in real-time exactly how he enters & exits his trading positions. You can follow along and copy what he does; it's as simple as that!

- **Larry Trades Live- The DVD**

Watch Larry trade his personal trading account as he reveals what he thinks during each and every trade. Use Larry's trading knowledge & experience to improve your own personal trading performance.

- **Trader Skills Call with Larry**

CNBC, Bloomberg, the Business News Network; all need to know what Larry thinks about trading the markets! He's your chance for 1 personal 30 min. phone call with Larry. During this call, Larry will provide you with in-depth training on how you can improve your trading performance.

- **Emotion Free Trading Technique Manual**

This is Larry's secret way for traders like *you* to control their emotions and transform themselves into a disciplined, emotion-free trader in as little as 21 days!

- **The Larry Help Line**

This is your direct line to Larry & his trading team. Anytime you have questions or need help; we provide our customers with total support and training. Larry is committed to working with you until you have fully mastered his trading tools and methods.

- **Larry's Critical Market Levels**

Everyday you will know where Larry's key levels are located. Then, if the set up is correct, simply enter the trade, set your stops, and sit back knowing the trade has an 80% expectancy of hitting the target! What could be easier?

And much, much more, dozens of the best-kept insider secrets that proved to make Larry a whole lot of money and gave him more wins than losses despite the market changes!

Secrets of Traders is the only commercially available trading method (known to us) developed by someone who makes money trading nearly everyday and is willing to post his trading results to prove it.

**[Click Here to Read All the Details of Larry's Exclusive Mentorship Programs. Designed to Take Your Trading Skills to the Professional Level!](#)**

**Read What These Satisfied Customers Had To Say About Larry's Trading Tools and Methods**

*"I bought your course a month ago and started trading according to your rules last week. I made over \$6,000 in just a few days! Your techniques definitely work!"*

Alex K. Miami FL

*"It's not brain surgery, you just follow the techniques and you can make money! This stuff works!"*

Fred C. Amityville NY

*"A note of thanks for the speedy delivery of your manual. I received the material on Wednesday, read it Wednesday evening and Thursday morning. Placed my first trade on Thursday morning. **By the end of the day I had made \$1,600 following your simple guidelines. I paid for the course and was up an extra \$900 in the first day!**"*

Don S. Pasadena TX

*"I just wanted to write and thank you for your materials, **I made \$9,125 in just one day using only your techniques.** Wow, your stuff works!!!"*

Pete C. Ft. Myers FL

*"Larry I am so very pleased with 'The Secrets of Floor Traders'. It was full of instantly-useful techniques to enhance profits and limit losses. **In fact, I paid for the entire course 4 fold** by implementing the 'Value Area' strategy the very next morning after reading about it the night before, Thank You Very Much!"*

D.T. Portland Oregon

*"Your book gave me a clear understanding of what takes place in the pits. It was money well spent! I can't say that about other books I have purchased. Keep up the good work."*

Bob T. Seattle WA

*"After reading many books and manuals on daytrading, I found your course, The Secrets of Floor Traders to be full of useful information that I have put to profitable use in my daily trading. Most manuals deal with indicators, systems, etc. Your book is the first book to really tell it like it is on the trading floor. Without an understanding of how the floor works, one is at a disadvantage! Short of standing in the pit and watching the locals, your book is the next best thing. Keep up the good work."*

Paul F. Greensboro NC

*"Just a short note to say thank you. These past few weeks have been a real eye opener for me and thanks to you I'm making more money trading the S&P's than ever. I've been trading the S&P's for over 5 years and never have I had as much fun and without the stress. **Using just the "One Time Framing Technique" and the "80% Rule," I have made over \$5,400 in the past four weeks. Just today your 80% rule netted me \$2,150. Not only am I glad I didn't return your course, now you couldn't begin to pry it from my hands. Many, many thanks for everything.***

William P. San Ramon, CA

**[Click Here to Read All the Details of Larry's Exclusive Mentorship Programs. Designed to Take Your Trading Skills to the Professional Level!](#)**