



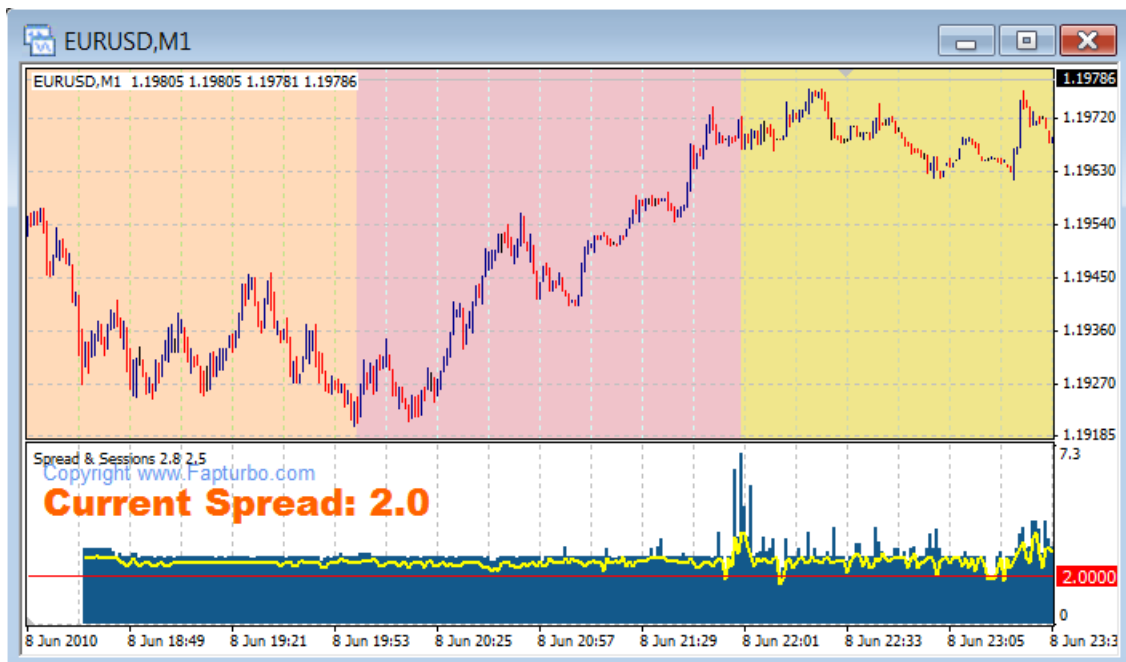
FAPTurbo.com Real Money Trading Robot

Presents

Spread&Session Bonus Indicator

Spread&Session Indicator Overview

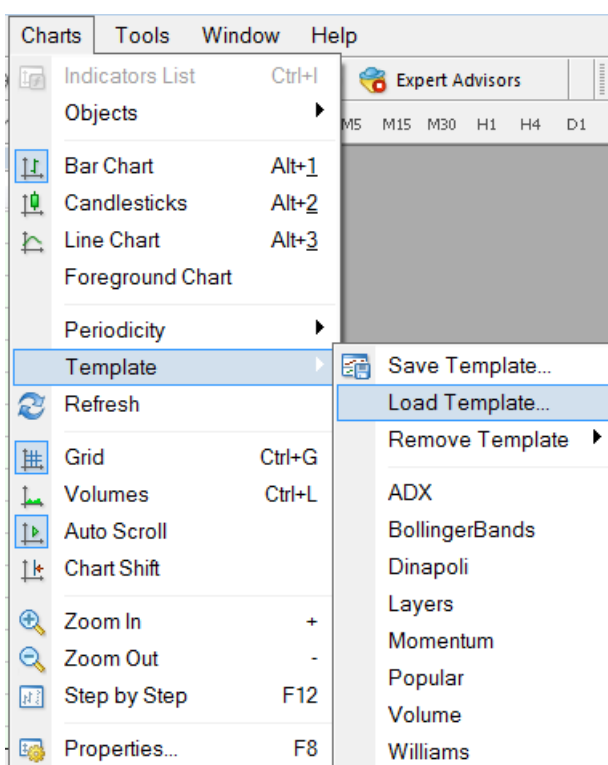
What does it do?



- **Displaying the current spread on chart to help you easily know the spread. No more hassles with calculating spread in your head by bid and ask prices.**
- **Displays the detailed spread history on chart (like www.Mt4spreads.com service). This allows you to track the spread history and see the full picture. You can now find out if your broker cheats you with spread spikes and increased spreads during specific sessions or provides you with low spreads. Spread history will be saved even if you close the metatrader!**
- **Shows sessions on your chart. Now you can easily identify which session you are trading currently or which session your last trades were opened and closed. You can also easily compare spread during different sessions.**
- **Fully customizable settings, colors, times + a special chart template!**

How to install Spread&Session Indicator

1. Place Spread & Sessions Indicator.ex4 file into \experts\indicators folder in your metatrader folder
2. Place spread&session.tpl template file into \templates folder in your metatrader folder
2. Start Metatrader
3. Load the Template by clicking Charts->Template->Load Template and choose spread&session.tpl file

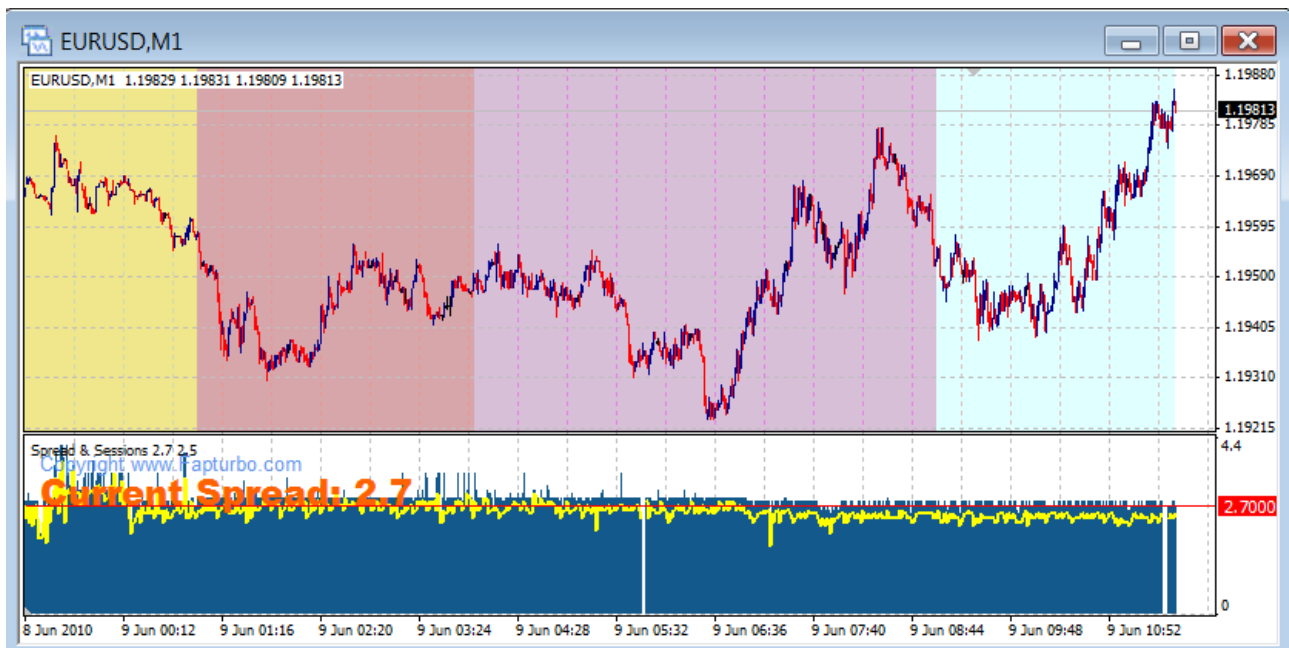


Indicator will be loaded on your chart automatically and the chart will have a proper white color style for better experience.

You can now wait couple of days to let indicator gather full spread history data. Don't close the metatrader.

When you have collected enough spread history data your chart will look like the following screenshot. You can thne study the spread spikes and compare the spreads during different sessions to find out when you get the best spreads.

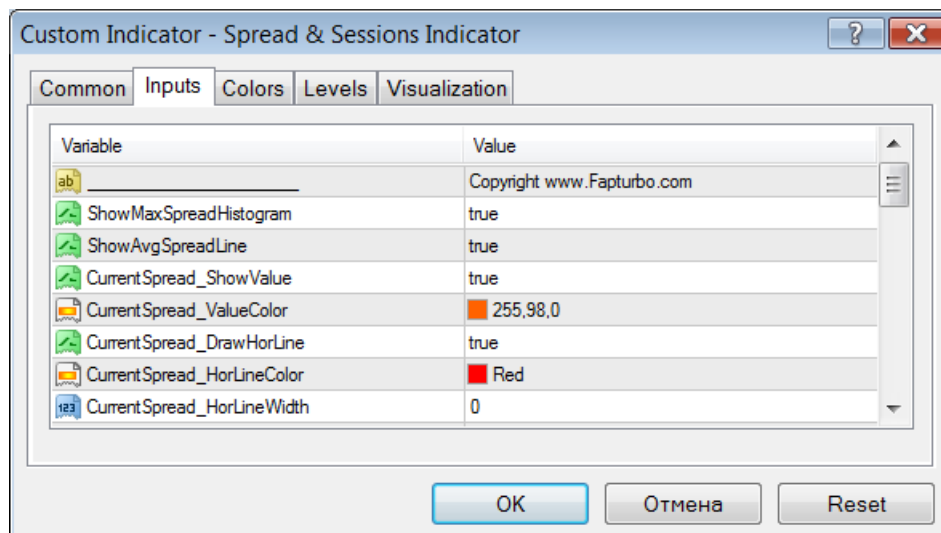
You will also see the current spread value on the chart. Remember spread is not updated and not gathered during the weekends when market is closed.



Indicator settings

Press CTRL + I to open the indicators list, choose Spread & Session Indicator and click EDIT

You can now modify all the settings, choose different color schemes, set the GMT offset for your broker, enable or disable visibility of different sessions and spread histogram.



We hope you'll enjoy our bonus Spread&Session indicator and find it very useful. You can also visit www.mt4spreads.com to find out and compare spreads in real time from different brokers.

Have a great trading

Your friends,
Fapturbo.com Team.