



Guidance how to triple the profits of the FAP Turbo Expert Advisor in cooperation with the MEGA Droid EA

Preamble

Dear customer,

We congratulate you for your decision to subscribe for our Newsletter. Our bonus for you is this Guidance „how to triple the profits of the FAP Turbo Expert Advisor in cooperation with the MEGA Droid EA“. In the near future we will sell this guidance for 99€ on our web site. The very profitable and stable results will show you that you can take more from the FAP Turbo EA if you make custom settings to it. The EA MEGA Droid makes additional lucrative profits on the EURUSD chart.

You should consider that the most EA's make different results with different brokers. Different setting can also lead to different results with different brokers. The shown settings in this guidance were tested with the [FXM Broker Group](#). Therefore we recommend this broker and do not take any responsibility if you use another Brokerage firm and will get different results.

We thank you for the given trust in our company and wish you a lot of success with the FAP Turbo and MEAGA Droid EA's using this guidance.

Best regards

Deltafins Team

Guidance: FAP Turbo/MEGA Droid Expert Advisor (EA)

Triple the profit and revolutionize the trading with FAP Turbo Robot. Complement the trading with the MEGA Droid Expert Advisor and make additional profits to FAP Turbo.

With our settings the EA works at least three times as profitable as compared to the standard settings at which the risk stays minimal. Usually the FAP Turbo EA works only at night (GMT). But we challenged the EA to work in the day time! So that FAP Turbo can be called as a “real” Expert Advisor. That is to say that FAP Turbo together with our settings gives you the biggest advantage of an EA – the EA works around the clock (and not only at night)! With these settings the EA opens instead of 3-6 orders up to 20 orders every 24 hours. And best is, that 95% of them are closed in profit. As a matter of course all orders contains a S/L and a T/P. You will get in this guidance individual setting each currency pair where FAP Turbo is trading.

As an addition to the FAP Turbo EA we use MEGA Droid EA on our accounts. The best settings for it are included in this guidance.

Since beginning of April 2010 this strategy is trading on our Real-Account very successful!

Safe up to 229€!

If you buy one of the EA’s on our web site you can save the set up fee of 49€ and about 15€ each month on your electricity bill if you use our “Server Service”. This makes a sum of 229€.

An Expert Advisor should run 24 hours a day. This means that your PC has to be on 24 hours a day. An average personal computer uses electricity for about 30€ per month if it is working around the clock. If you use our service you pay only 15€ per month (monthly termination) and you have one time payment of 49€. (Unless you buy one of the EA’s or both on our web site.)

If you are interested on this service send us a short message.

If you need more information please visit the following web site:

<http://deltafins.fapturbo.hop.clickbank.net/>

If you are interested in MEGA Droid Expert Advisor: <http://deltafins.fxdroid.hop.clickbank.net/>

If you have further questions please contact us by the following email:

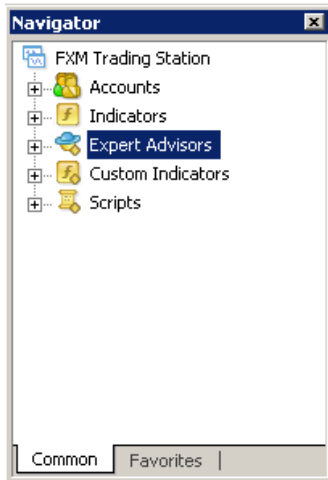
suppor@deltafins-invest.com

Installation of Expert Advisors (EA) into Meta Trader 4

Installation Instructions

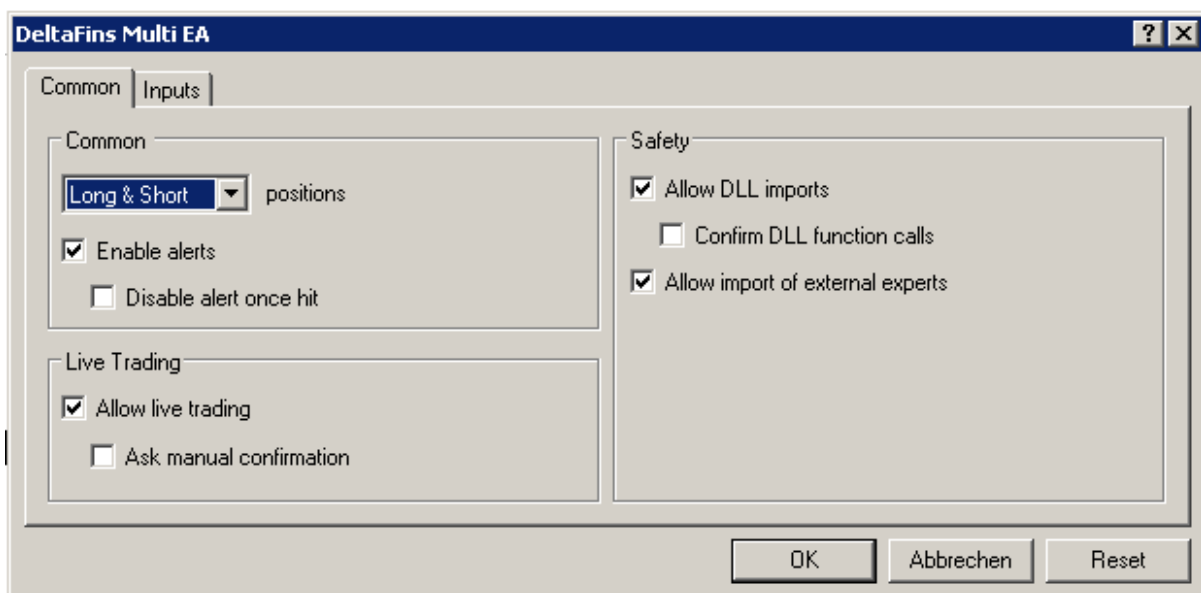
To use your Expert Advisor, you can copy the EA - file with the extension ". ex4" or ".mq4" in the installation directory of MT4 - platform (e.g.: C: \ Program Files \ FXM Trading Station) in the folder "experts". Subsequently, the platform must be restarted when it was open during the installation. You will the EA in the "Navigator" window.

Navigator window

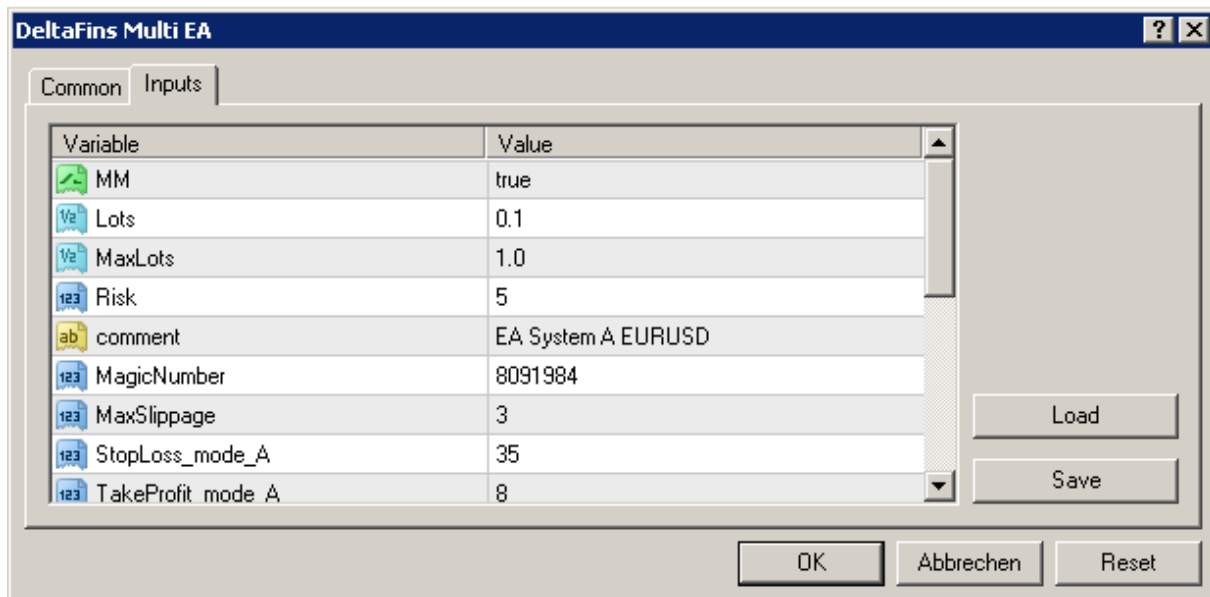


Now drag and drop the Expert Advisor on the chart of your choice with the left mouse button.

Then the following window appears:

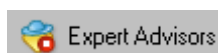


For allowing trading with an Expert Advisor use the settings in the picture above. The parameters of the Expert Advisors can be set in the tab "Input".

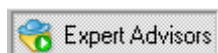


Note: The parameters should always be checked before starting to trade!

To accept the settings, click OK. Now the Expert Advisor can be activated. To do this, please press the following button in your meta trader platform:



If you see a green arrow the EA is activated. If you did everything correctly a little smiley face will appear in the right upper corner on the chart.



An Expert Advisor can run on multiple instruments

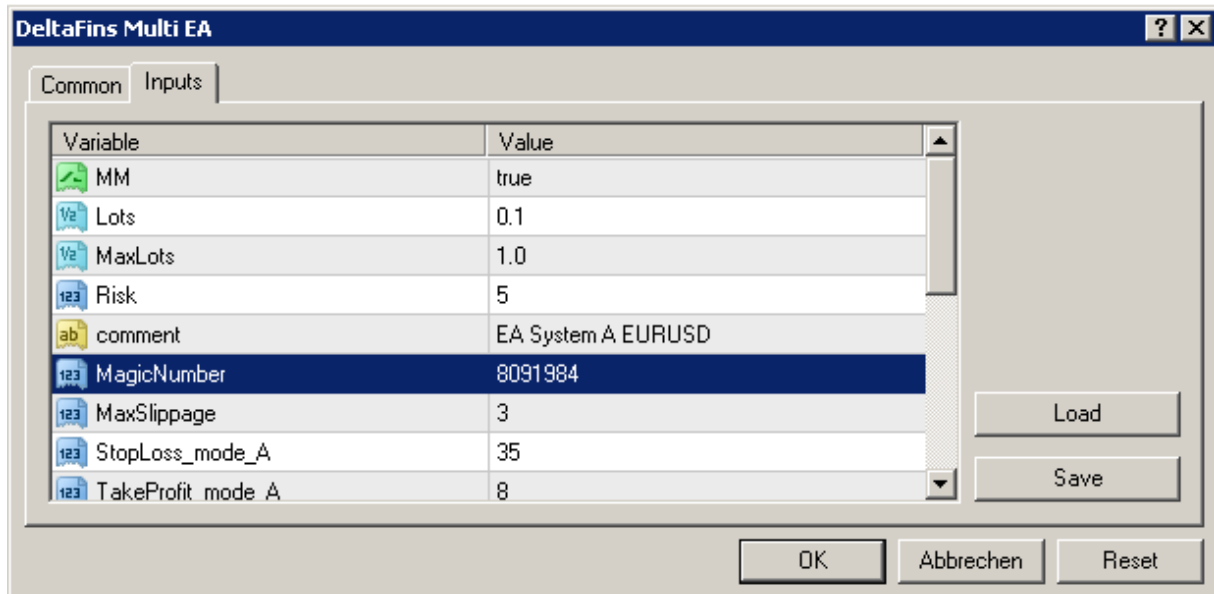
If there is implemented a magic number in the EA it can be run on multiple instruments at the same time.

Guidance for installing the EA on several charts:

www.deltafins-invest.com

www.deltafins-invest.com

- ❖ Open a new chart
- ❖ Drag with the left mouse button (drag and drop) the EA file on the open chart. Then the settings window appears (looks different on different EA's):



Activate the tab "General" and tick the option "Allow Live Trading".

To run the EA (trading system) on another chart, you need to set a different magic number. That means you need for each EA another magic number.

It can be found under the "Input" tab. Enter any number and click "OK". After that the EA is inserted on the chart.

Note: Not all EA's have a magic number. In these cases you can only run one EA on a meta trader platform. You can use a further EA if you install a further mt4 platform and log in to the same account.

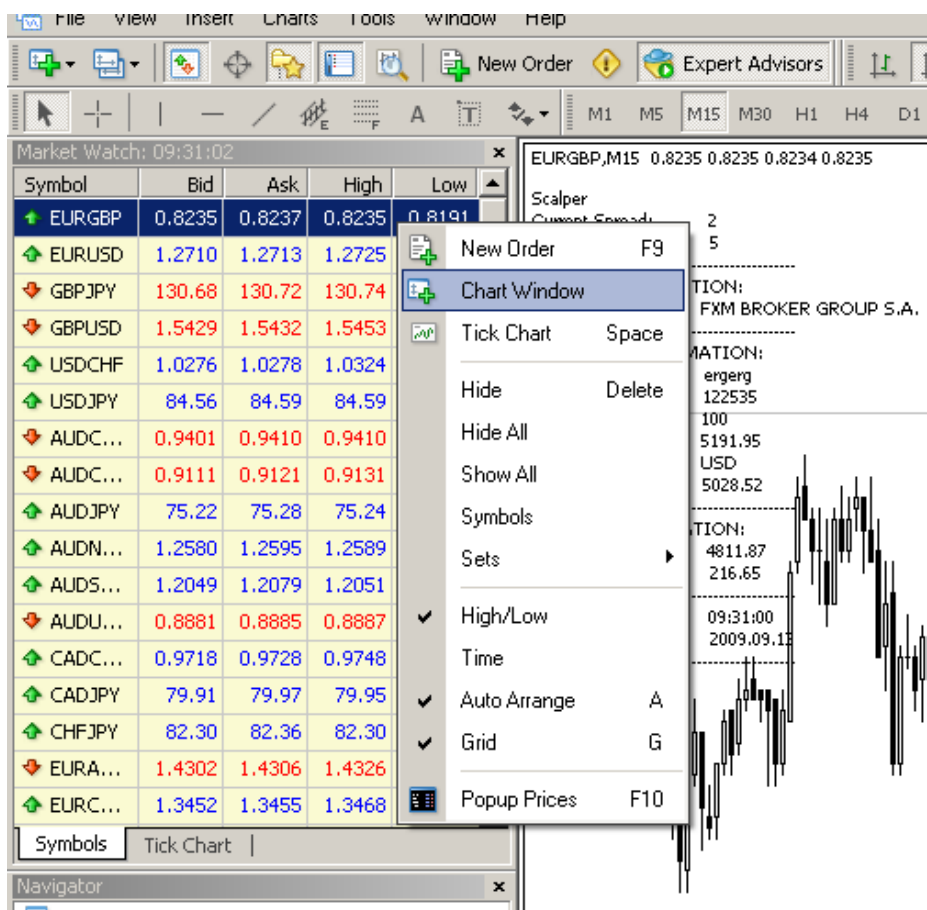
Settings

Now let's come to the settings of the EA's. Please follow the next steps:

1. Open 3 charts with EURGBP. (For FAP Turbo)
2. Open 3 charts with EURCHF. (For FAP Turbo)
3. Open 3 charts with GBPCHF. (For FAP Turbo)
4. Open 3 charts with USDCAD. (For FAP Turbo)
5. Open 3 charts with EURUSD. (For MEGA Droid)

How to open a new chart?

Select in the window "Market Watch" the currency pair and click the right mouse button. The following popup menu will appear:



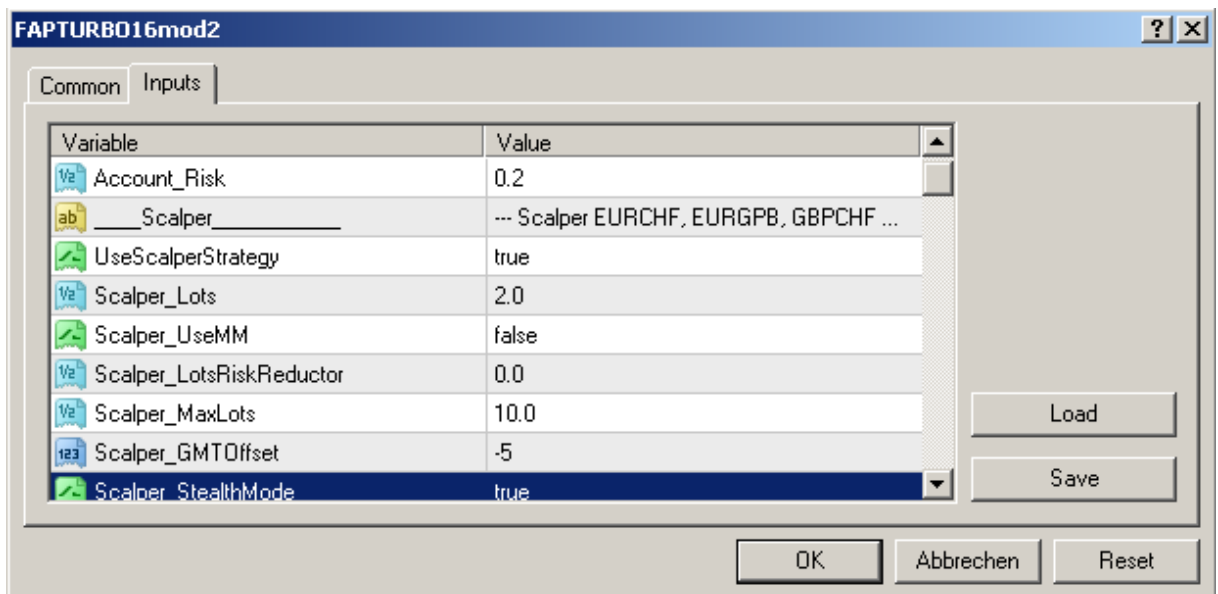
Click on chart window and it will be opened.

Hint: If you have other setting possibilities or if you determine something different then you maybe have another version of the EA. Don't worry about it. That makes no difference.

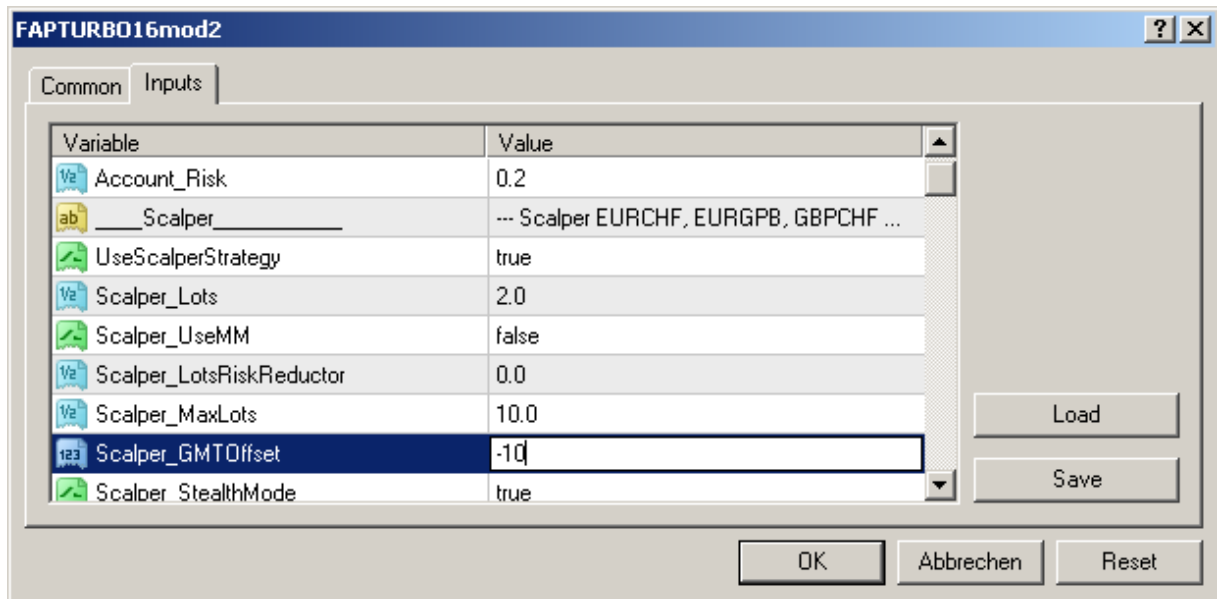
6. Pull the FAP Turbo EA in all charts except of the EURUSD chart. (settings follows) Pull the MEGA Droid EA into the EURUSD chart. (see settings on the last page.)

Now follows the settings of the FAP Turbo EA. So please use these settings only on the charts with the FAP Turbo EA. (EURGBP; EURCHF; GBPCHF; USDCAD)

7. Please make sure that on one chart of EURGBP, EURCHF, GBPCHF, USDCAD currency pairs the **GMT_Offset** is set "right". That means the number should describe the difference in time between your broker and GMT.
8. Make sure that on the second chart of the EURGBP, EURCHF, GBPCHF, USDCAD currency pairs the **GMT_Offset** = ("right"-5). If your broker for instance has his headquarter in London then the **GMT_Offset** should be "-5".
- 9.

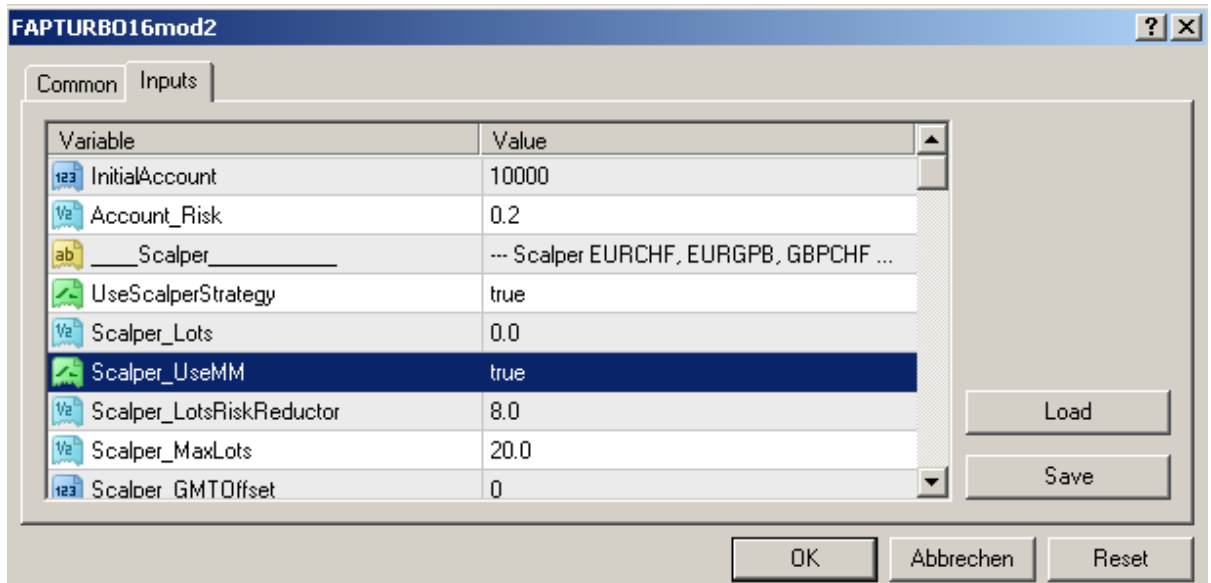


10. Make sure that on the third chart of the EURGBP, EURCHF, GBPCHF, USDCAD currency pairs the **GMT_Offset** = ("right"-10). If your broker for instance has his headquarter in London then the **GMT_Offset** should be "-10".



11. Please use the following Money Management settings on the charts EURGBP; EURCHF; GBPCHF; USDCAD with the **GMT_Offset** settings "right":

This example shows you an account of 100,000\$. If you have a different balance on your account then you should adjust the settings for **Scalper_MaxLots** accordingly to you account size.

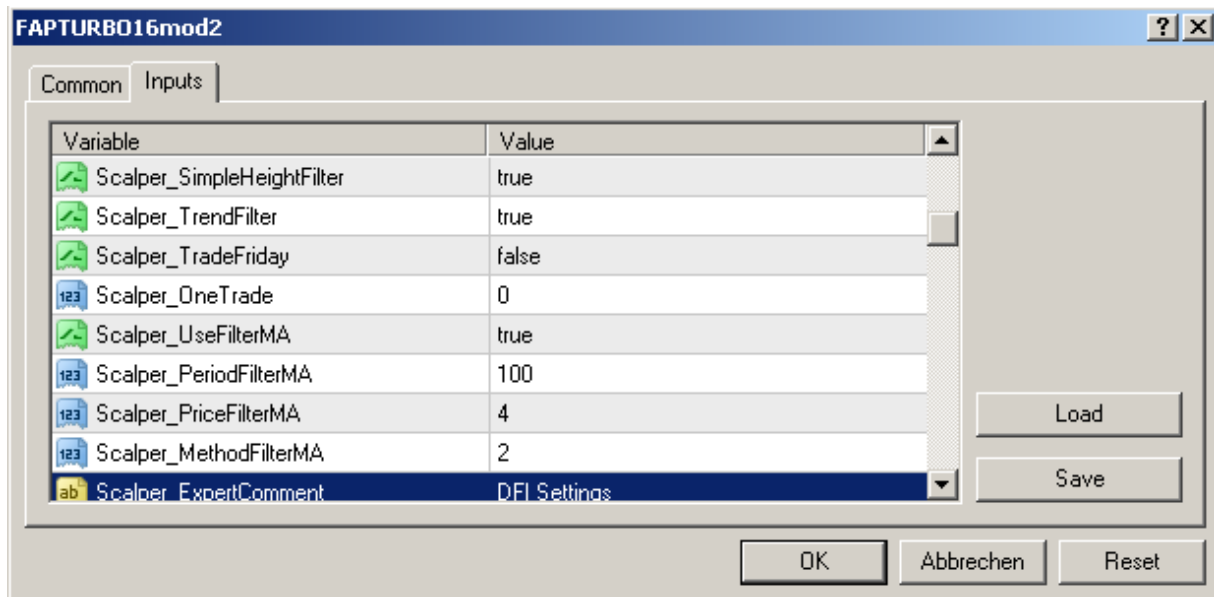


12. Money Management settings on the charts with **GMT_Offset** settings "right-5" and "right-10"

Scalper_UseMM = false

Scalper_Lots = ca. 3% of the Balance

Now the setting for the indicators follows:



The **Scalper_PriceFilterMA** is set to 4. That means the price median for the moving average indicator will be taken.

For the **Scalper_MethodFilterMA** should be set 2. The 2 stands for the smoothed moving average indicator.

All the other values should be left as standard.

Please use these settings on all charts containing the FAP Turbo Expert Advisor.

If you need more information please visit the following web site:

<http://deltafins.fapturbo.hop.clickbank.net/>

If you are interested in MEGA Droid Expert Advisor: <http://deltafins.fxdroid.hop.clickbank.net/>

If you have further questions please contact us by the following email:

suppor@deltafins-invest.com

Now let's come to the MEGA Droid Expert Advisor

The MEGA Droid is an Expert Advisor which trades only on the EURUSD M30 chart. This fact is not less attractive since the results are very impressive. We have sorted the history our real account according to the currency pairs couldn't believe it ourselves! The EA MEGA Droid indeed did make not many trades but all of them were closed in profit (Date: 19.08.2010)! Just look on the picture below.

Order	Time	Type	Size	Symbol	Price	S / L	T / P	Time	Price	Commission	Swap	Profit
1338754	2010.08.19 13:38	sell	2.00	eurgbp.cfx	0.8218	0.8381	0.8171	2010.08.19 16:44	0.8218	-37.54	0.00	0.00
1219822	2010.06.01 23:10	sell	6.40	eurusd.cfx	1.2235	1.2355	1.2187	2010.06.01 23:41	1.2225	-76.80	0.00	640.00
1221359	2010.06.02 23:29	buy	6.70	eurusd.cfx	1.2237	1.2176	1.2297	2010.06.03 00:31	1.2239	-80.40	-6.70	134.00
1222879	2010.06.03 23:55	sell	5.70	eurusd.cfx	1.2171	1.2229	1.2111	2010.06.04 01:49	1.2170	-68.40	-2.28	57.00
1225993	2010.06.07 23:22	sell	7.30	eurusd.cfx	1.1927	1.1993	1.1878	2010.06.08 01:00	1.1926	-87.60	-2.92	73.00
1226952	2010.06.08 22:06	sell	6.90	eurusd.cfx	1.1969	1.2012	1.1919	2010.06.08 23:42	1.1966	-82.80	0.00	207.00
1229103	2010.06.09 23:44	sell	7.60	eurusd.cfx	1.1992	1.2074	1.1942	2010.06.10 00:27	1.1982	-91.20	-3.04	760.00
1249896	2010.06.24 22:07	sell	6.70	eurusd.cfx	1.2338	1.2387	1.2290	2010.06.24 22:20	1.2328	-80.40	0.00	670.00
1260411	2010.07.01 22:46	buy	7.70	eurusd.cfx	1.2511	1.2356	1.2559	2010.07.01 23:53	1.2517	-92.40	0.00	462.00
1269691	2010.07.08 22:58	buy	15.40	eurusd.cfx	1.2687	1.2633	1.2735	2010.07.09 00:18	1.2692	-184.80	-15.40	770.00
1282950	2010.07.19 23:58	buy	13.40	eurusd.cfx	1.2931	1.2869	1.2991	2010.07.20 01:49	1.2941	-160.80	-13.40	1 340.00
1290211	2010.07.22 23:12	sell	13.60	eurusd.cfx	1.2897	1.2951	1.2838	2010.07.23 00:26	1.2895	-163.20	-5.44	272.00
1323249	2010.08.11 22:01	buy	9.60	eurusd.cfx	1.2864	1.2820	1.2914	2010.08.12 01:09	1.2865	-115.20	-9.60	96.00
1118464	2010.03.30 23:59	buy	0.50	qbochf.cfx	1.6066	1.5910	1.6109	2010.03.31 01:04	1.6076	0.00	0.00	46.92

We didn't change any settings on the MEGA Droid EA. So please leave the standard settings.

If you follow the link to myfxbook.com you will find a live statement of this account verified by myfxbook.com:

<http://www.myfxbook.com/members/DeltaFins>

We wish you a lot of success with this Tutorial.

Deltafins Team